
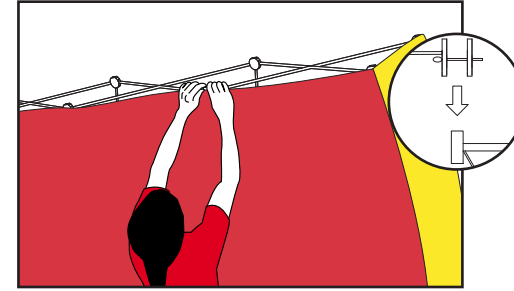


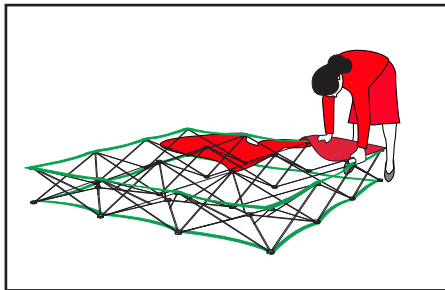
Handle frame at hubs. Pull open the frame and lock it by pushing the hubs together.



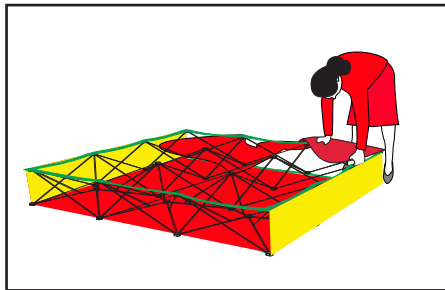
If your display includes endcaps: fold the wings towards the rear of the frame and fix them to the clips provided.



If your display includes lights: tilt the frame forward so you can access the hubs on the top side. Then attach light clamp to the hub, tightening the bolt from the front side.



Place frame flat on the ground. Attach graphic to one corner then align it to the remainder of the frame.



If your display is 2 sided: turn the frame over and attach back graphic in the same way.